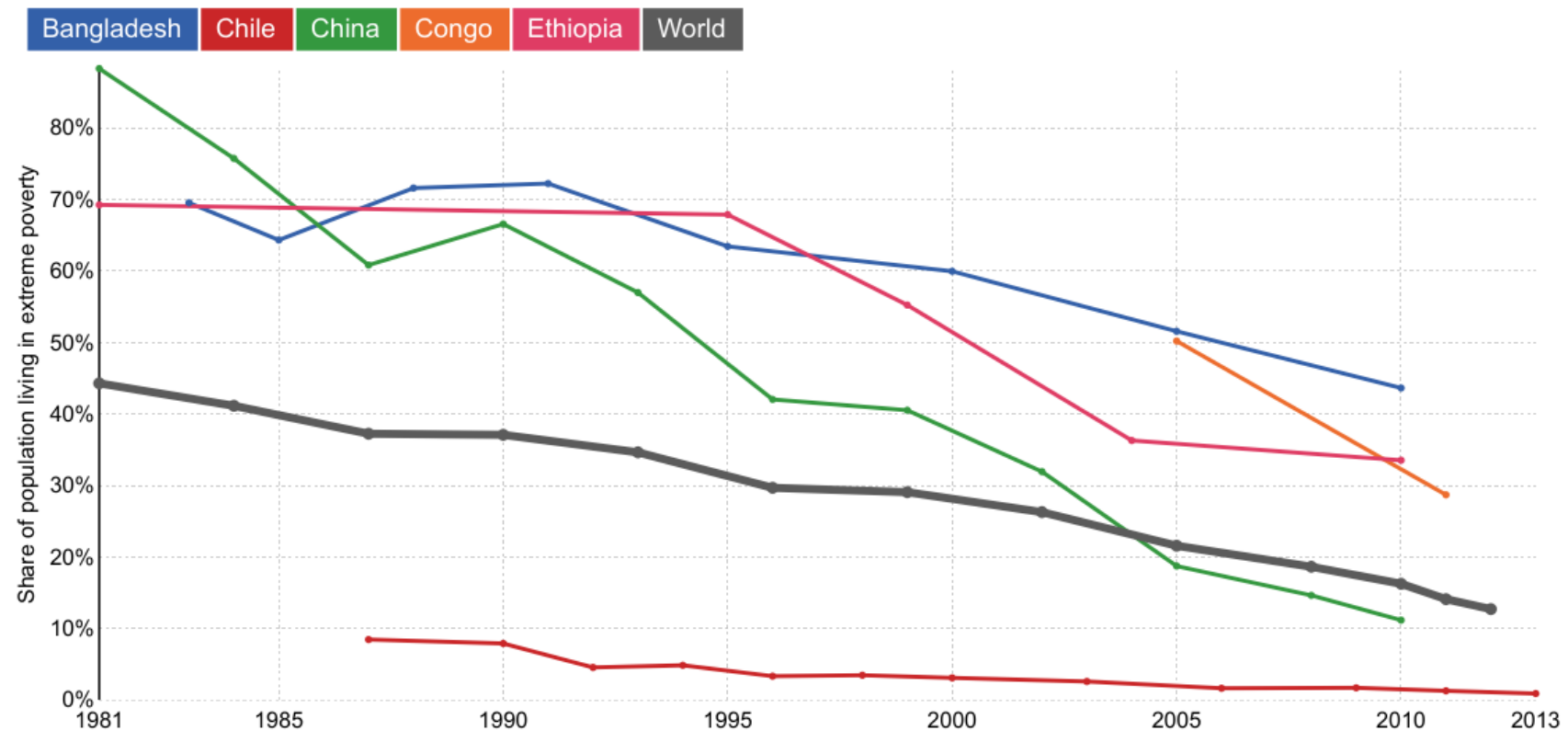


## Share of the population living in extreme poverty, 1981 to 2013



Extreme poverty is defined as living with an income of less than 1.90\$ per day.



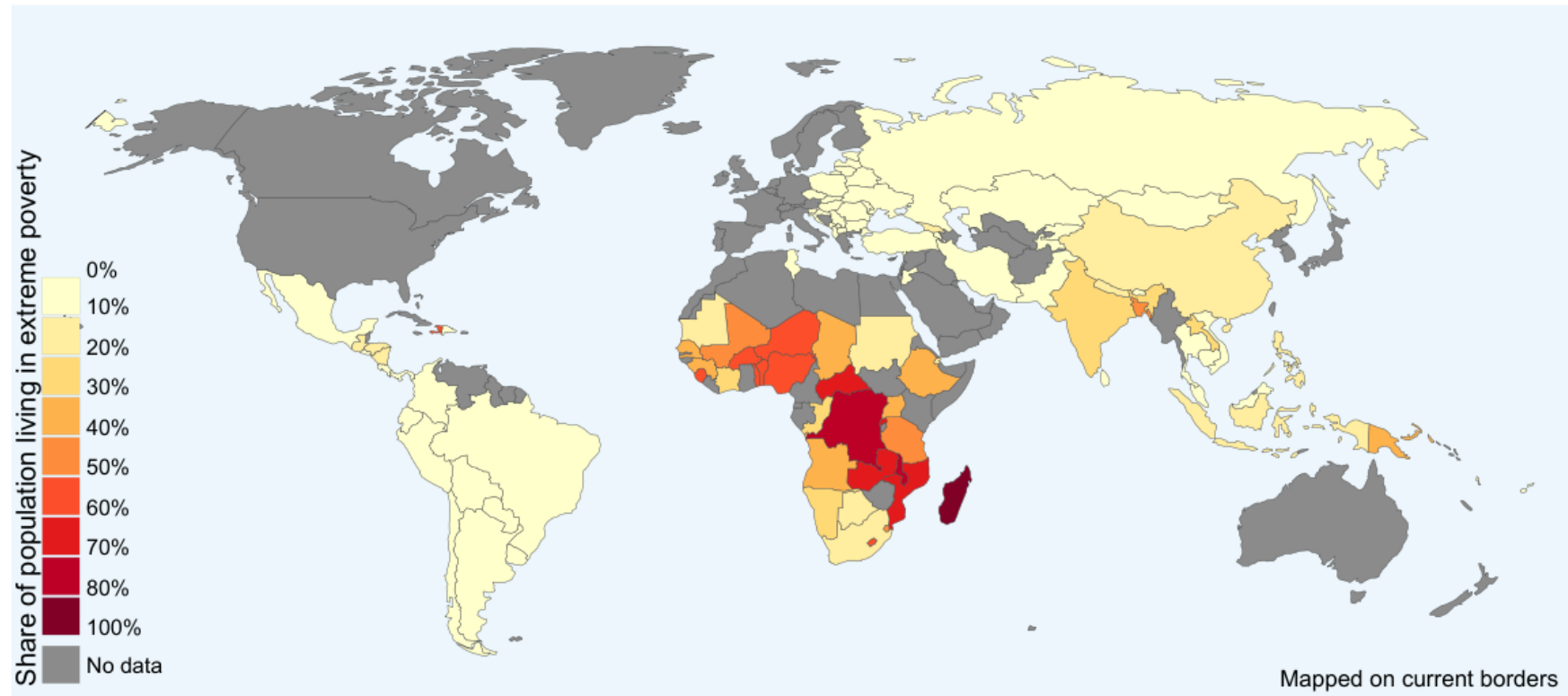
**Data source:** World Bank – WDI Poverty Headcount (1.9\$; 2011PPPs) [OurWorldInData.org/world-poverty/](http://OurWorldInData.org/world-poverty/) • CC BY-SA

**Note:** All incomes are adjusted for inflation over time and for price differences between countries and expressed in 2011 PPP international dollars.

## Share of the population living in extreme poverty, 2013



Extreme poverty is defined as living with an income of less than 1.90\$ per day. Since some observations for 2013 are not available the map displays the closest available data (2008 to 2013).



**Data source:** World Bank – WDI Poverty Headcount (1.9\$; 2011PPPs)

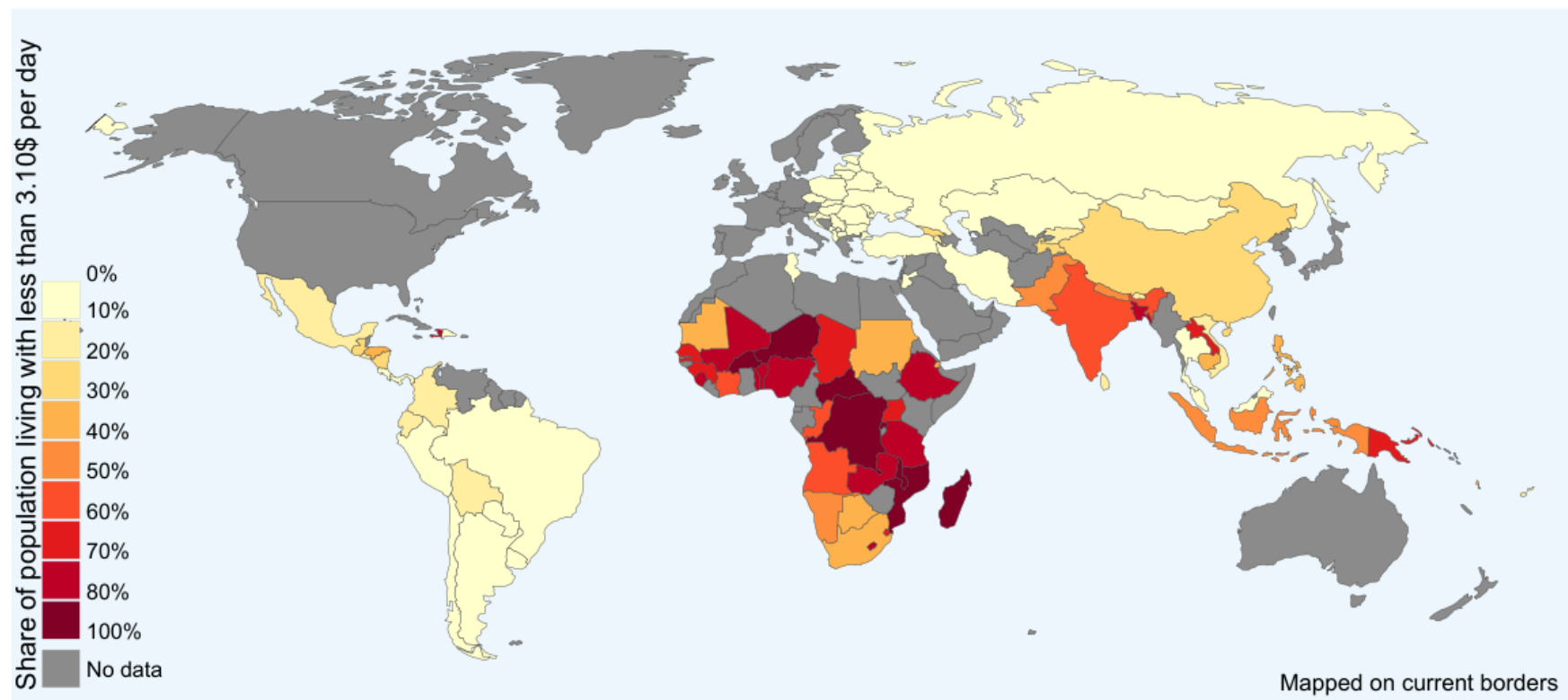
[OurWorldInData.org/world-poverty/](http://OurWorldInData.org/world-poverty/) • CC BY-SA

**Note:** All incomes are adjusted for inflation over time and for price differences between countries and expressed in 2011 PPP international dollars.

## Share of population living with less than 3.10\$ per day, 2013



Since some observations for 2013 are not available the map displays the closest available data (2008 to 2013).



**Data source:** [Poverty – Below 3.10\\$ per day \(2011 PPPs\)](#)

[OurWorldInData.org/world-poverty/](http://OurWorldInData.org/world-poverty/) • CC BY-SA

**Note:** Incomes per day are adjusted for inflation over time and for price differences between countries and expressed in 2011 PPP international dollars.

## The distribution of extreme poverty around the world (latest available data)



- The green square shows the number of people in each country.
  - The red square shows the absolute number of poor people in each country. (The difference is the number of people not living in poverty.)
- The number is the share of people living in extreme poverty for each country.

Absolute poverty is defined as living with less than \$1.90 per day per person, measured by adjusting for price differences between countries ((PPP) adjustment with 2011 prices).



Data source: World Bank (accessed October 13, 2015).

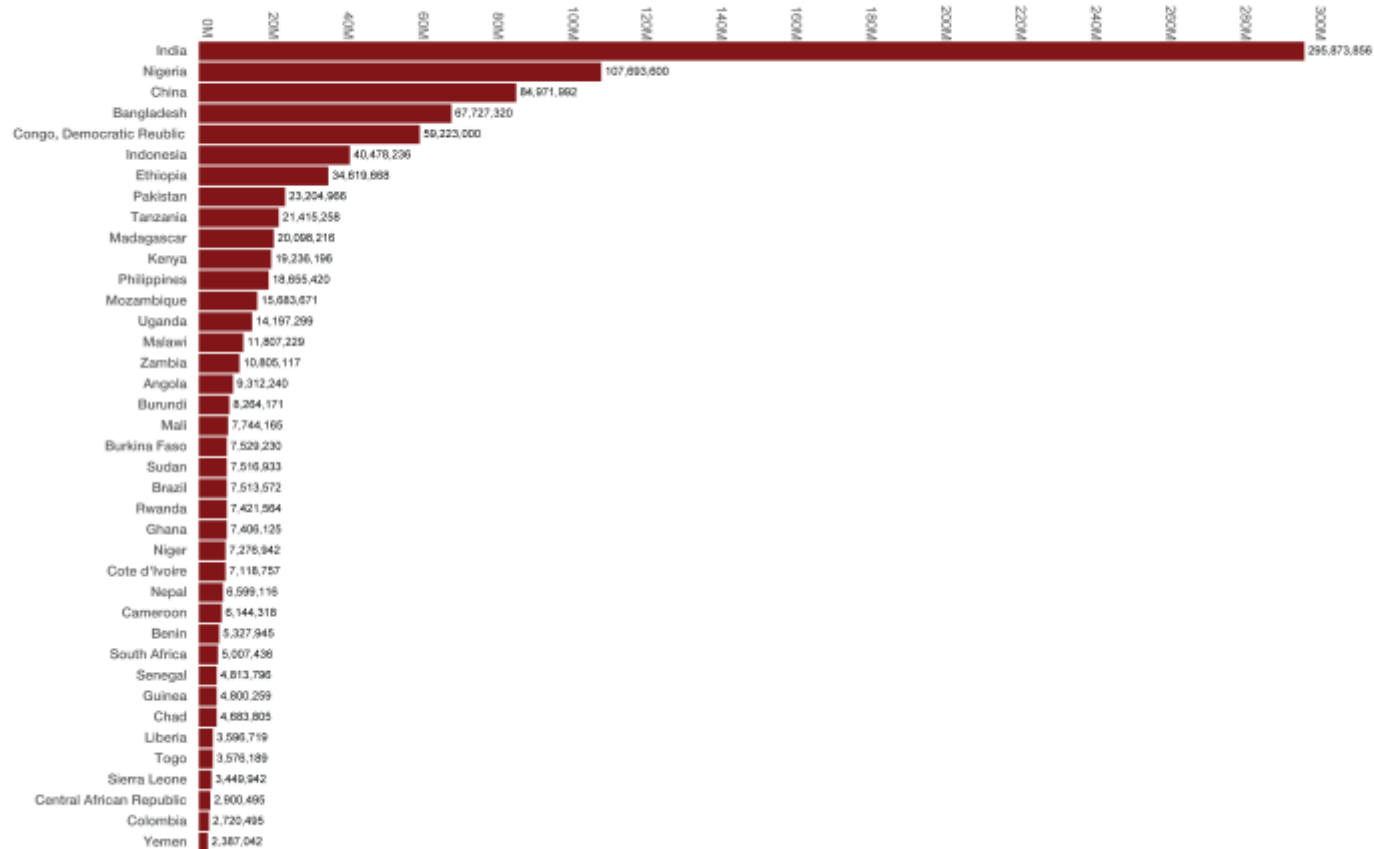
The visualization is available at [OurWorldinData.org](http://OurWorldinData.org). There you find the raw data and more visualizations on this topic.

Licensed under CC-BY-SA by the author Max Roser.

## Number of people in absolute poverty by country (latest data) – By Max Roser



The absolute poverty is defined as living with less than \$1.25/day. This is measured by adjusting for price differences between countries (purchasing power parity (PPP) adjustment).



Data source: World Bank (PovcalNet)

The interactive data visualization is available at [OurWorldinData.org](https://OurWorldinData.org). There you find the raw data and more visualizations on this topic.

Licensed under CC-BY-SA by the author Max Roser.